

Look through your journal and be ready to switch for scoring.

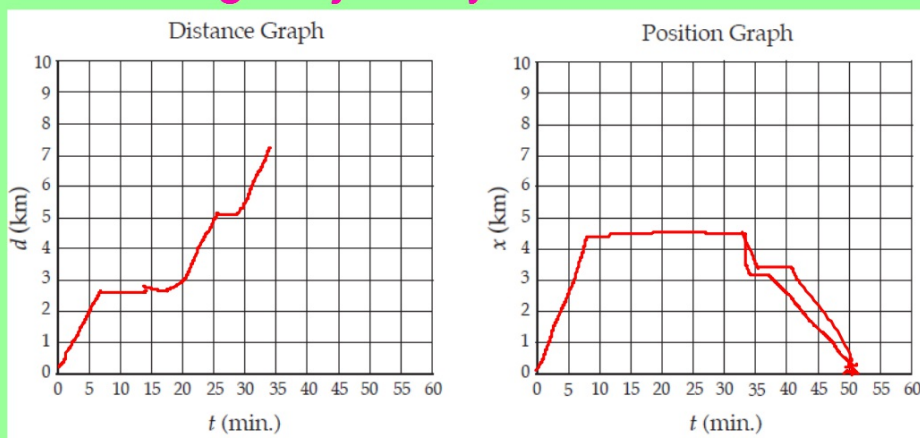
put your name on the journal check sheet



I can review the learning targets and assess my understanding.

Joe went shopping for gifts.

Leaving from home joe drove to Target 15 Km away in 20 mins. He shopped for 1 hour. Half way home he stopped at Starbucks for 10 mins before finishing his journey back home.



Create a distance and position graph of joe afternoon. (sketch)



I can review the learning targets and assess my understanding.

Test topics

Symbols and definitions

Calculating speed using the equation 4 rules

Investigation questions *How does _____ affect _____?*

distance \vee time graph

position \vee time graph

When you have made a notecard you can start the graph and story.



I can review the learning targets and assess my understanding.

On a blank piece of paper write a motion story with at least 4 legs in the journey. On the poster you need to include:

1. Title
2. Motion story (at least 4 legs in the journey)
3. distance vs time graph
4. position vs time graph
5. Illustration

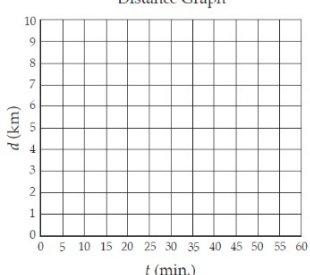
Story 1

Story here

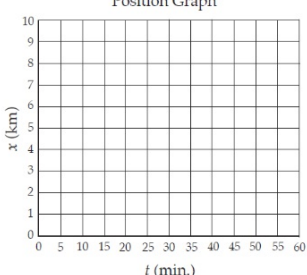
Name and Title

drawing

Distance Graph



Position Graph



**Good Copy NO
GARBAGE**



I can review the learning targets and assess my understanding.

