



Turn to p. 18 in the green resource book.



Observe the picture carefully.

In your journal draw and describe the shape of Chuar Butte's outline.

Learning target: *I can explain why unusual rock formations occur.*



Journal Check

Go through your journal and make sure you have titles and dates and the information you need:


Tape in the Canyon Conceptual model and sand samples.

Dont start yet!

Learning target: *I can explain why unusual rock formations occur.*

Chuar Butte Questions answer in your journals

1. What kind of rocks tend to form the cliffs?
2. What kinds of rocks tend to form the slopes?
3. What is it about sandstone, limestone and shale that might cause the cliffs and slopes to form?



Learning target: *I can explain why unusual rock formations occur.*

Turn to page 19-21 in the resource book.

In your journal sketch 4 of the rock formations, 2 per journal page.

Remember ABCD

You are going to watch and listen to a slide show. While you watch the show you will be able to explain why the rocks have formed that way.

Go back and label your diagram.

Learning target: *I can explain why unusual rock formations occur.*



Getting to the slide show.

www.fossweb.com

Middle school

Earth history

Multimedia

enter program (hit science view)

user name TFMS

Password student

Auditorium

Colorado Plateau slides.



show 1-26 stop when you get to the formations shown in the book and help them to label their diagrams.

